

INTERNATIONAL
CONGRESS 2020
v i r t u a l

Statistics

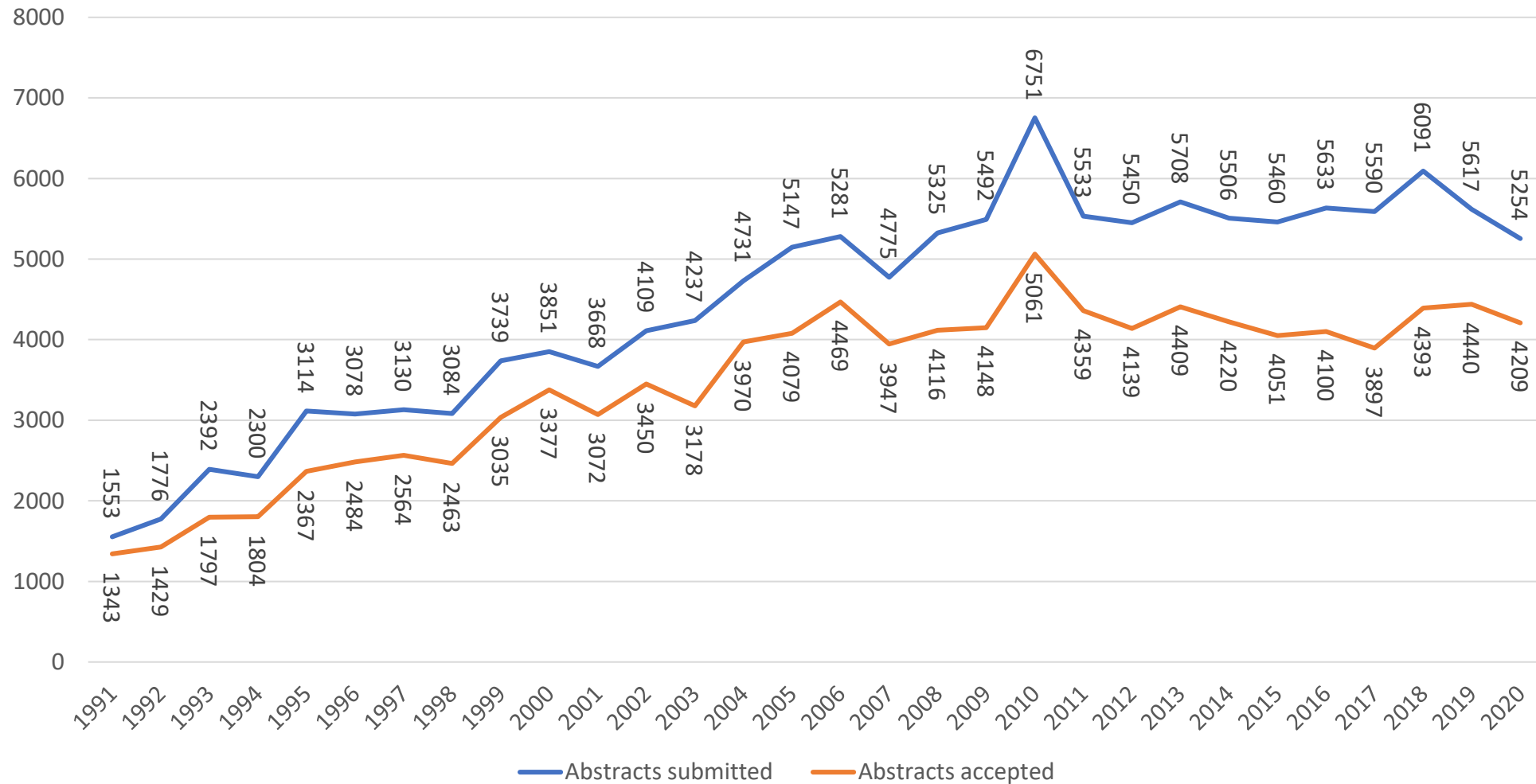
ERS INTERNATIONAL CONGRESS 2020 VIRTUAL

Top 10 abstracts - 2020

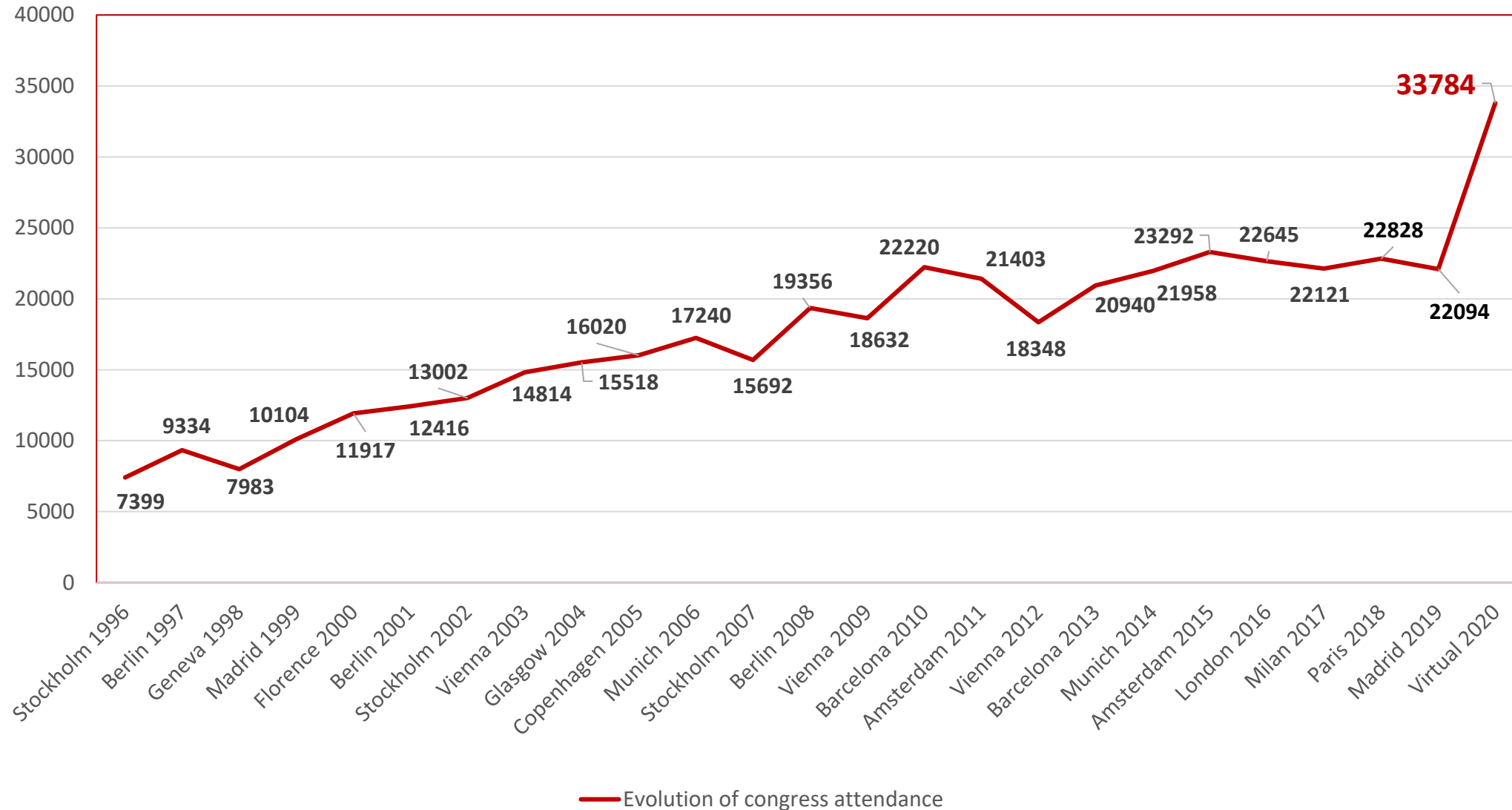


ASSEMBLY CATEGORY	TOPIC	NUMBER
05.02	Monitoring airway disease	456
05.01	Airway pharmacology and treatment	370
10.02	Tuberculosis	352
10.01	Respiratory infections	331
12.01	Idiopathic interstitial pneumonias	235
09.02	Physiotherapists	233
04.02	Sleep and control of breathing	218
01.01	Clinical problems	217
01.01	Rehabilitation and chronic care	196
11.01	Lung cancer	194

Abstracts submission from 1991 to 2020



Evolution of attendance 1996-2020



Geographical breakdown of attendance



Top 10 countries by number of participants:

1.	United Kingdom	2,832	
2.	Spain	2,343	
3.	Italy	1,940	
4.	India	1,680	
5.	Germany	1,564	
6.	Brazil	1,400	
7.	United States	1,041	
8.	France	954	
9.	Mexico		948
10.	Netherlands	925	

Congress Statistics



ERS
INTERNATIONAL CONGRESS 2020
v i r t u a l

Total number of visits to the live sessions: **233,334**

Average view time of live sessions: **34 minutes**

Top 3 session types per view time:

- Grand rounds sessions (55 minutes)
- Live from the Clinic (42 minutes)
- Covid-19 sessions (41 minutes)

Most popular time of days for the ERS Programme:

- 10:00 – 11:00
- 15:00 – 16:00



Pre-Congress content

- 231 sessions
- 5 videos in replay from 2019
- 46 speakers
- 3,475 e-poster presenters

Abstracts submitted: 5,254

Abstracts accepted: 4,209

Live sessions

- 182 sessions
- 3 days
- 205 chairpersons
- 38 KoLs
- 442 speakers
- 552 presenters (OP + ALERT)




Special COVID-19 day

Live from the Clinic sessions

- Paediatric procedures
- Bronchoscopy and endosonography: lung cancer
- Bronchoscopic treatments for COPD and emphysema
- Bronchoscopy and ultrasound: interstitial and pleural diseases

Pro / Con debates



INTERNATIONAL
CONGRESS 2020
v i r t u a l